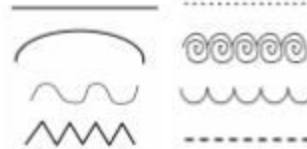


The ELEMENTS of ART are the basic building blocks for creating Art:

LINE

LINE is a mark that spans the distance between two points.

- What lines do in Art:
 - outline objects
 - create texture
 - suggest emotions
 - suggest movement
 - create value
 - lead the viewer
- Aspects of line:
 - straight, curved, dotted...
 - horizontal, vertical, diagonal
 - fat, thin, smooth...



SHAPE & FORM

SHAPE is a 2D (flat) object created by line.

- **GEOMETRIC** shapes
 - regular, mathematical
- **ORGANIC** shapes
 - irregular, free, floating



FORM is a 3D shape.

- **ACTUAL** form - sculptures
- **IMPLIED** form - drawings, paintings



SPACE

SPACE is a 2D or 3D area into which all elements are placed.

- The **ILLUSION of SPACE** in 2D work can be created by:
 - overlapping*
 - shading*
 - placement*
 - size*
 - value & focus*
 - perspective*



- Type of space
 - **positive** - the area occupied by objects or shapes
 - **negative** - the area between objects or shapes




VALUE

VALUE is the degree of lightness or darkness.

- Successful artwork uses a wide range of values to create the illusion of light and 3 dimensional space: highlights, darkest dark, mid-tones
- Tonal ladder




Elements of shading



COLOUR

The light reflected from an object we see as **COLOUR**.

- **HUE** - pure colour; **SHADE** - hue + black; **TINT** - hue + white; **TOPE** - hue + black + white
- **PRIMARY** colours cannot be made by combining other colors.
- **COLOUR WHEEL** is a circular arrangement representing the relationships between colours.
- **SECONDARY** colour is a color created by combining two primary colors.
- **TERTIARY** colour is a combination of three colors (primary or secondary).
- **COMPLEMENTARY** colours are a couple of colours opposite to one another on the colour wheel.



TEXTURE

TEXTURE refers to the way an object feels or looks that it may feel if touched.

- **ACTUAL** texture - can be experienced physically by using the sense of touch
- **IMPLIED** texture - illusion of texture, experienced only visually



PATTERN

The **PRINCIPLES of ART** represent how artists use the **ELEMENTS of ART**. These are: *balance, contrast, emphasis, movement, rhythm, unity, variety and pattern*. **PATTERN** repeats one or more elements in a recurrent and regular arrangement.



ELLIPSE

ELLIPSE is an oval representing a circular shape at an angle.



OBSERVATIONAL STUDY

Observational studies are simply drawing what you see in front of you as realistically and as true to life as possible. They are a powerful tool for "seeing" (improving your observational skills) and improving drawing skills, used by all artists no matter their skills level.

Some general rules and tips for producing observational study:

- **Draw only what you see** from your current point of view and do not imagine the object from a different angle.
- **Start with very light lines**, do not press down
- In the beginning **be aware of the whole object** and think of how to fit into the format - hover with the pencil to mark the size and the placement in the format.
- **Work from the object as a whole to adding details**, do not focus on details at the beginning
- **Add shading** using the side of the pencil
- Mark the **darkest-darks** and keep the **lightest light** uncovered
- Add the **midtones** comparing areas close to one another (squint with your eyes to see the tones)
- **Do not outline** the object(s)
- **Refine** the shapes using the tip of the pencil

